

Exposed part for concealed washbasin mixer HI-RISE_RI013511

MODEL **RI013511**

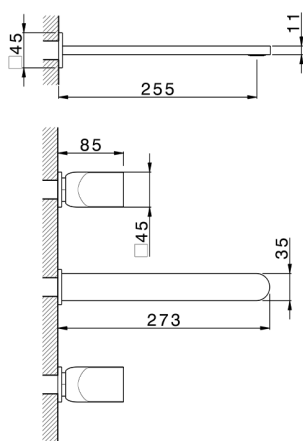
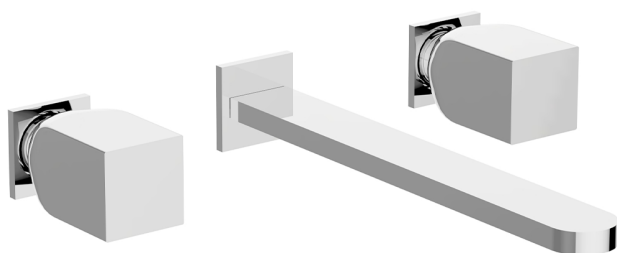
Exposed part for concealed washbasin mixer, without concealed part, for item ZA033510

AVAILABLE FINISHINGS

- | | | |
|---|-----------|------------------------------|
|  | 21 | 21 Chrome |
|  | 24 | 24 Gold |
|  | 2F | 2F Brushed Nickel |
|  | 2W | 2W Brushed Gold |
|  | 40 | 40 Matt Black |
|  | 4Q | 4Q Matt White |
|  | 5G | 5G Rose Gold |
|  | 6V | 6V Matt White/Brushed Nickel |
|  | 6X | 6X Matt White/Brushed Gold |
|  | 7W | 7W Matt Black/Brushed Gold |

CHARACTERISTICS

Installation	Concealed
Required concealed parts	ZA033510



Concealed washbasin mixer CONCEALED_ZA033510

MODEL **ZA033510**

Concealed washbasin mixer,with two right headvalves

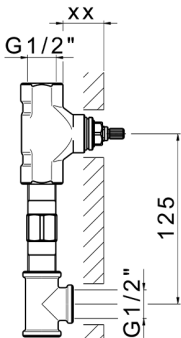
AVAILABLE FINISHINGS



04 04 Without finishing

CHARACTERISTICS

Concealed **1**



Serie's code	Size XX
CX 1351	20-35
CF 1351	20-35
CX 0331	20-35
CF 0331	20-35
CX 0200	20-35
CF 0200	20-35
BA 1351	20-35
GS 1351	20-35
GL 1351	20-35
MN 1351	20-35
LN 1351	20-35
LV 1351	33-48
LY 1351	33-48
CU 1351	33-48
SM 1351	30-45
AA 1351	10-30
AC 1351	10-30
AR 1351	15-25
PZ 1351	10-30
RG 1351	10-30
TS 1351	10-30
VT 1351	10-30
CS 1351	10-30
WA 1351	45-68
X1 1351	33-45
X2 1351	33-45
X3 1351	33-45
X4 1351	33-45
X5 1351	33-45
RI 1351	20-35
RM 1351	20-35

Limiti di tolleranza superficie piastrelle
Ajustement limite de finisage tile surface
Limites de tolérances surface carrelage
Fliesenoberfläche
Superficie del azulejo



2026-02-03