





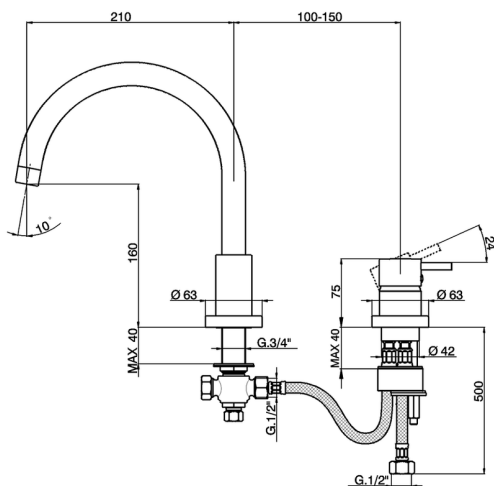
Deck mounted 2-holes single lever bath mixer NUOVA LESS_LN001250

MODEL **LN001250**

Deck mounted 2-holes single lever bath mixer

AVAILABLE FINISHINGS

-  **21** 21 Chrome
-  **2F** 2F Brushed Nickel
-  **40** 40 Matt Black
-  **4Q** 4Q Matt White



CHARACTERISTICS

Cartridge Spare Parts **ZZ93196000**

38 mm Cartridge



Deck mounted 2-holes single lever bath mixer NUOVA LESS_LN001250



LN 00126 (LS 00125)

| NR. | DESCRIZIONE DESCRIPTION BESCHREIBUNG DESCRIPTION | N. CODICE CODE NO. WERSKNR. NR. CODE | NR. | DESCRIZIONE DESCRIPTION BESCHREIBUNG DESCRIPTION | N. CODICE CODE NO. WERSKNR. NR. CODE | NR. | DESCRIZIONE DESCRIPTION BESCHREIBUNG DESCRIPTION | N. CODICE CODE NO. WERSKNR. NR. CODE |
|-----|---|---|------|--|---|------|---|---|
| 1 | Leva monocomando "LN" Lever "LN" Hebel "LSN" Levier "LN" | ZZ944240 | 10 | Set installaz.monoc.monoforo Installation set single hole Befestigungsset Set installation | ZZ940810 | 16-1 | Bocca senza deviazione Spout without diverter Auslauf ohne Umstellung Bec sans inverseur | ZZ933630 |
| 1-1 | Grano punta piana inox M.6x6 Screw-stainless steel M.6x6 Madenschraube M.6x6 Vis speciale inox M.6x6 | ZZ926450 | 11 | Guarnizione fibra 18,5x11x2 Gasket rubber 18,5x11x2 Fiberdichtung 18,5x11x2 Joint en fibre 18,5x11x2 | ZZ927140 | 16-2 | Rompigetto M.22x1 Antisplash M.22x1 Strahlregler M.22x1 Brise-jet M.22x1 | ZZ936450 |
| 1-2 | Placchetta per leva neutra Cap for lever Abdeckkappe f/Hebel Plaquette levier | ZZ933470 | 12 | Doccia minimale per batteria vasca Handshower minimal for bath mixer Handbrause minimal f/Badebatterie Douchette minimal sur gorge | ZZ933680 | 16-3 | Cartuccia per rompigetto M.22x1 Cartridge for antispash M.22x1 Kart. f/Strahlregler M.22x1 Cartouche x brise-jet M.22x1 | ZZ936460 |
| 2 | Copricartuccia monocomando Escutcheon cartridge Abdeckkappe Couvre-cartouche | ZZ933510 | 12-1 | Doccia minimale Minimal handshower Handbrause minimal Douchette minimal | DS014090 | 16-4 | Pomolo per deviazione bocca batteria vasc Knob for bath spout Zugknopf Umsteller Pommeau x inverseur | ZZ933650 |
| 3 | Calotta bloccaggio cartuccia Nut for mixing valve Mutter f/Kartusche Ecrou pour cartouche | ZZ933530 | 12-2 | Guarnizione NBR 75 SH. 19,1x10x3,5 Gasket NBR 75 SH. 19,1x10x3,5 Dichtung NBR 75 SH. 19,1x10x3,5 Joint NBR 75 SH. 19,1x10x3,5 | ZZ927150 | 16-5 | Placchetta per leva neutra Cap for lever Abdeckkappe f/Hebel Plaquette levier | ZZ927110 |
| 4 | Cartuccia monocomando Mixing valve Kartusche Cartouche mitigeurs | ZZ931960 | 12-3 | Curvetta doccia batteria vasca Connection for handshower Brausewinkel f/WB Raccord douche s/gorge | ZZ926010 | 16-6 | Grano punta piana inox M.6x6 Screw-stainless steel M.6x6 Madenschraube M.6x6 Vis speciale inox M.6x6 | ZZ926450 |
| 5 | Cannotto copricartuccia monocomando vas Tube f/cartridge escutcheon single lever ba Hülse f.Abdeckkappe f.Badebatterie Couvre-cartouche mitigeur bain/douche | ZZ933520 | 12-4 | Guarnizione fibra 18,5x11x2 Gasket rubber 18,5x11x2 Fiberdichtung 18,5x11x2 Joint en fibre 18,5x11x2 | ZZ927140 | 16-7 | Crociera bocca batteria bordo vasca compl Cross connection for bath mixer Verbindungstueck pass. zu SU/AR/AC 26 Raccord a croix pour bec sur gorge | ZZ929140 |
| 6 | Basetta per monocomando Assembling ring for single lever mixer Basis fuer Einhebelmischer Bague pour mitigeur | ZZ946680 | 12-5 | Raccordo conico doccia batteria vasca Connection for shower Anschluss Raccord douche s/gorge | ZZ926800 | 16-8 | Set installazione bocca batteria bordo vasc Installation set for deck-mounted spout Befestigungsset Set installation | ZZ933660 |
| 7 | O.R. 2212- 53,70X1,78 NBR70SH O.R. 2212- 53,70X1,78 NBR70SH O.R. 2212- 53,70X1,78 NBR70SH O.R. 2212- 53,70X1,78 NBR70SH | ZZ946690 | 13 | Flessibile 175 cm Ø14 3/8" x M.15x1 Flex 175 cm Ø14 3/8" M.15x1 Brauseschlauch 175 cm Ø14 3/8" x M.15x1 Flex 175 cm Ø14 3/8" x M.15x1 | ZZ927570 | 17 | Guarnizione fibra 3/8" Gasket rubber 3/8" Fiberdichtung 3/8" Joint en fibre 3/8" | ZZ926960 |
| 8 | Flessibile M.12x1-1/2"F L.500 Flex M.12x1-1/2"F L.500 Anschlusschlauch M.12x1-1/2"F L.500 Flex M.12x1-1/2"F L.500 | ZZ946700 | 14 | Cappuccio supporto doccia batteria vasca Escutcheon shower Abdeckkappe Rosace douche | ZZ933670 | 18 | Flessibile 175 cm Ø14 3/8" x M.15x1 Flex 175 cm Ø14 3/8" M.15x1 Brauseschlauch 175 cm Ø14 3/8" x M.15x1 Flex 175 cm Ø14 3/8" x M.15x1 | ZZ927570 |
| 9 | Set installazione batteria lavabo Installation set basin mixer Befestigungsset Set installation | ZZ946710 | 15 | Supporto doccia batteria bordo vasca "BA" Deck-mounted handshower support "BA" Brausehalter "BA" Support douche "BA" | ZZ934020 | | | |
| | | | 16 | Bocca batteria vasca senza deviazione Spout bath mixer without diverter Auslauf-WB- ohne Umstellung Bec bain/douche sans inverseur | ZZ933620 | | | |

LN001250

<https://en.cisal.it/deck-mounted-2-holes-single-lever-bath-mixer-nuova-less-ln001250>

2026-04-06