

Exposed part for concealed washbasin mixer BARCELONA_BA013516

MODEL **BA013516**

Exposed part for concealed washbasin mixer, without concealed part, for item ZA033510

AVAILABLE FINISHINGS



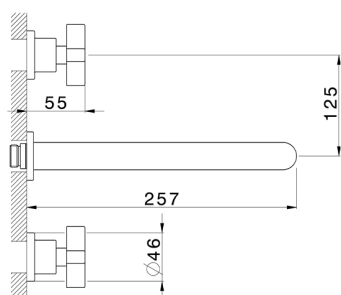
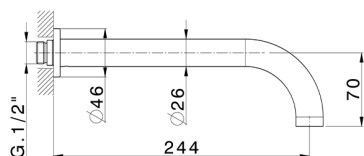
21 21 Chrome



2A 2A Satin Brushed Nickel



40 40 Matt Black



CHARACTERISTICS

Installation **Concealed**

Required concealed parts **ZA033510**



Concealed washbasin mixer CONCEALED_ZA033510

MODEL **ZA033510**

Concealed washbasin mixer, with two right headvalves

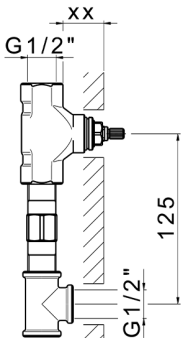
AVAILABLE FINISHINGS



04 04 Without finishing

CHARACTERISTICS

Concealed **1**



Serie's code	Size XX
CX 1351	20-35
CF 1351	20-35
CX 0331	20-35
CF 0331	20-35
CX 0200	20-35
CF 0200	20-35
BA 1351	20-35
GS 1351	20-35
GL 1351	20-35
MN 1351	20-35
LN 1351	20-35
LV 1351	33-48
LY 1351	33-48
CU 1351	33-48
SM 1351	30-45
AA 1351	10-30
AC 1351	10-30
AR 1351	15-25
PZ 1351	10-30
RG 1351	10-30
TS 1351	10-30
VT 1351	10-30
CS 1351	10-30
WA 1351	45-68
X1 1351	33-45
X2 1351	33-45
X3 1351	33-45
X4 1351	33-45
X5 1351	33-45
RI 1351	20-35
RM 1351	20-35

Limiti di tolleranza superficie piastrelle
Adjustment limits for finishing tile surface
Limites de tolérances surface carrelage
Fliesenoberfläche
Superficie del azulejo



2024-05-16