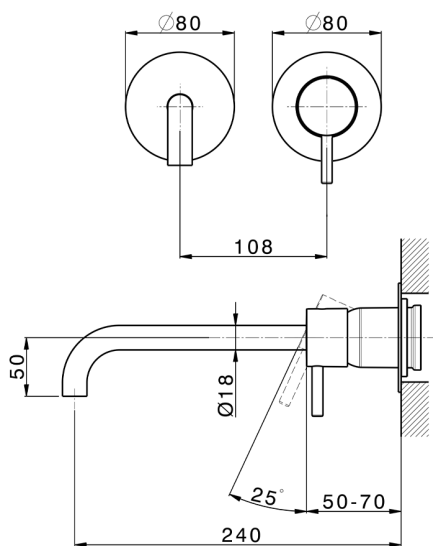












## Exposed part for single lever washbasin valve LESS MINIMAL\_LM005517C

MODEL **LM005517C**

Exposed part for single lever washbasin valve, without concealed part, for item Easy-Box ZA002450-ZA025510



### AVAILABLE FINISHINGS

- 
**21** 21 Chrome
- 
**2F** 2F Brushed Nickel
- 
**40** 40 Matt Black
- 
**4Q** 4Q Matt White
- 
**2W** 2W Brushed Gold
- 
**26** 26 Old Copper
- 
**3W** 3W Brushed Black Titanium
- 
**43** 43 Salvia
- 
**44** 44 Graphite
- 
**45** 45 Argilla
- 
**46** 46 Metal Bronze
- 
**47** 47 Cemento

## CHARACTERISTICS

Installation **Concealed**  
Required concealed parts **ZA002450**

